



Impressionism Lapbook

by [Homeschool Helper Online](http://www.HomeschoolHelperOnline.com)

You may use this lapbook for your personal use.

Please do not make copies of it for anyone else.

If you would like to share it with someone, please direct them to our website so they can download or print it themselves.

If you type "Impressionism Kids" into a search, you will find many websites helpful to this study. I also found some books at our library to help. *Of course, any website use by children should be monitored by a competent adult.*

Activities:

History of Impressionism Book - Write about the history of the impressionism movement.

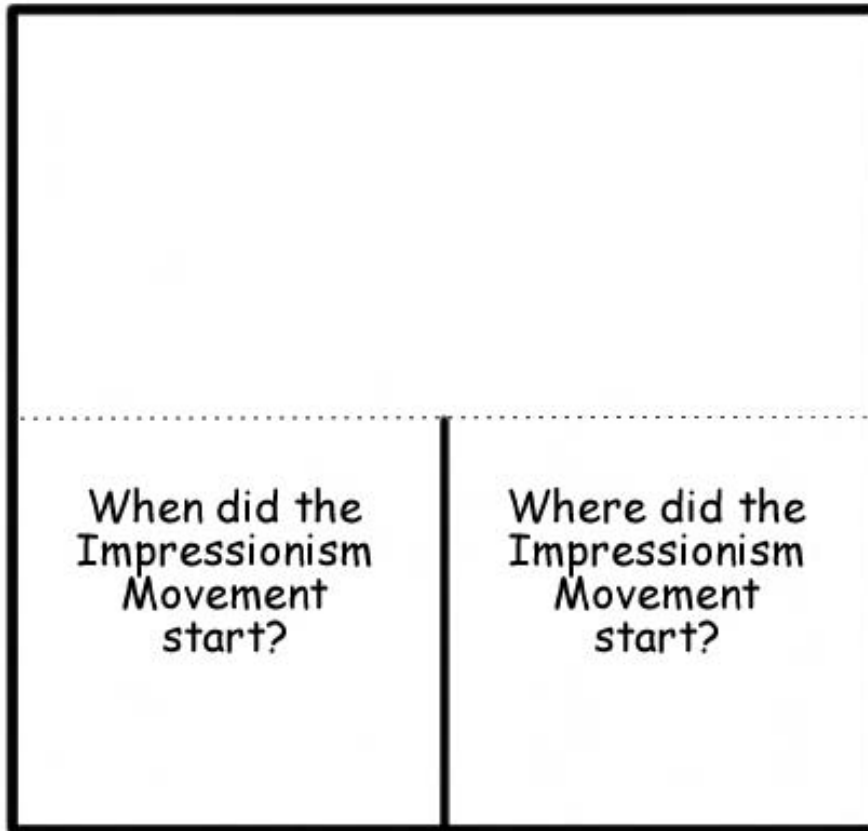
Impressionism Movement Lift the Flap Book - Answer the questions about the beginning of the movement.

Interesting Facts Flower Fold - On each flower petal, write one interesting fact about impressionism.

Impressionist Style Book - Inside, describe what makes a painting impressionistic.


Famous Paintings Envelope - You can use this envelope to store your favorite famous paintings. Be sure to label each one with its name and artist. You could also include other information about the painting if you wish. The last pages of this file contain some potential paintings, but there are many others you might wish to include.

Impressionist Artists Fan - Use each blank page to write a short biography about an impressionist artist. You can use the images provided or find your own if you prefer different artists. Print extra pages if you need.

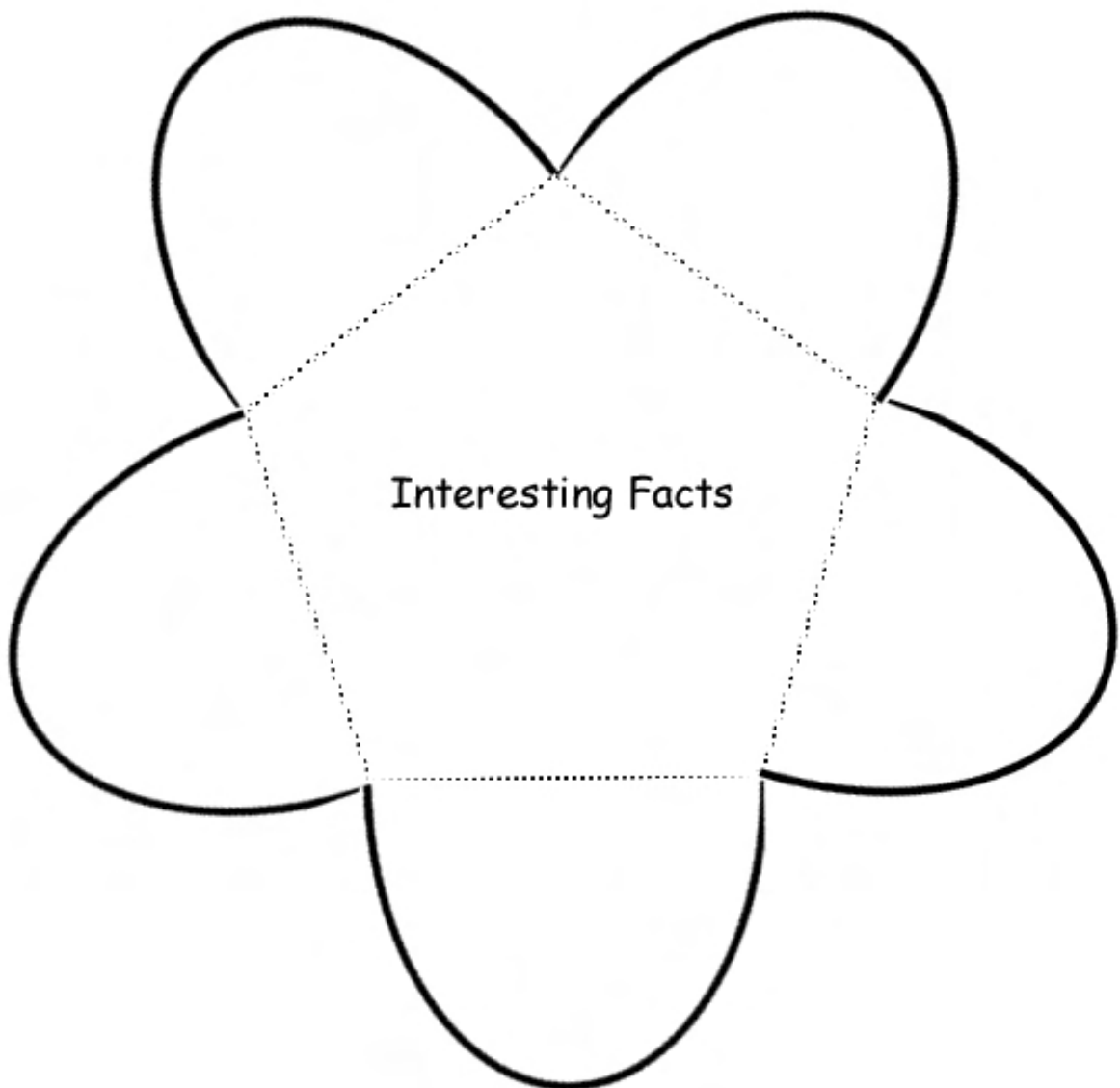



Cut along solid lines. Fold on dotted line so writing is to the outside. Inside each flap, answer the question.

Cut out along outside lines. Fold on dotted line, so text is to the outside.




Cut out the shape, fold all
half circles up on dotted line.
On each flap, write one
interesting fact about
impressionism.






Cut out along outer edges. Fold in half with the text on the outside.

Famous Paintings



Cut out along outside lines. Fold on dotted lines, so text is to the outside. Glue the flaps onto your lapbook. Cut out 6x6 inch squares. On each square, glue on a famous impressionist painting and label it with its name and artist. Place squares inside envelope.




Claude Monet

Impressionist Artists

Cut out all shapes and punch holes in each.

Stack them up and fasten them together with a brass fastener. They will now be like a fan.







The Railway by Édouard Manet



Impression, Sunrise by Claude Monet



Orchard in Bloom by Camille Pissarro



The Cradle by Berthe Morisot



Tea by Mary Cassatt



Paris Street, Rainy Day by Gustave Caillebotte



Édouard Manet



Claude Monet



Edgar Degas



*Pierre-Auguste
Renoir*



*Camille
Pissarro*



Berthe Morisot



Mary Cassatt



Gustave Caillebotte



*Dance at Le Moulin de la Galette
by Pierre-Auguste Renoir*



The Dance Class by Edgar Degas